



ALL INDIA COUNCIL FOR TECHNICAL EDUCATION (AICTE)

MANUAL FOR STUDENTS FOR CHECKING LINKAGES OF THE BANK ACCOUNT WITH AADHAAR FOR SCHOLARSHIP/ FELLOWSHIP SCHEMES OF AICTE

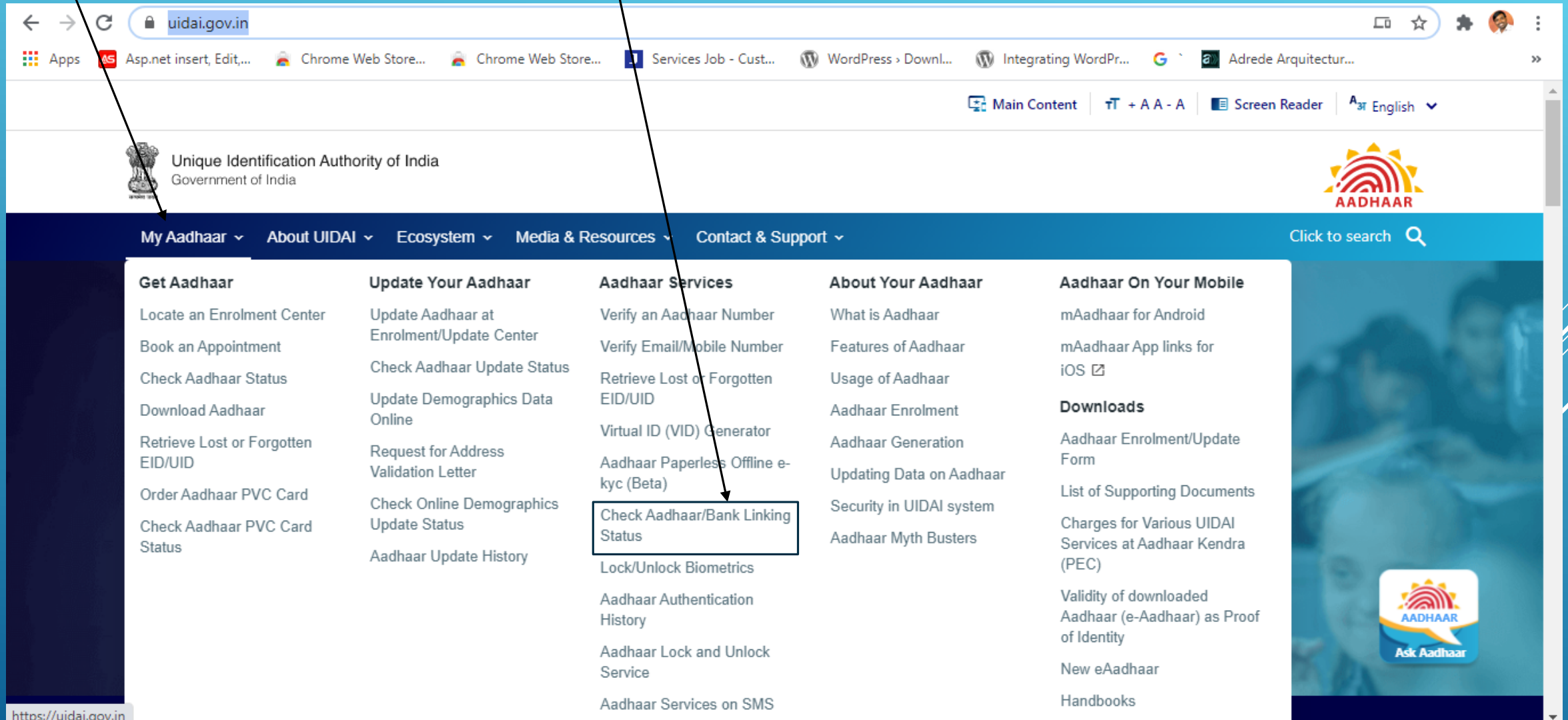
Login : <https://uidai.gov.in/>



A screenshot of the UIDAI website homepage. The browser address bar shows 'uidai.gov.in'. The page header includes the Government of India logo and the text 'Unique Identification Authority of India, Government of India'. To the right is the 'AADHAAR' logo. A navigation menu contains 'My Aadhaar', 'About UIDAI', 'Ecosystem', 'Media & Resources', and 'Contact & Support'. A search bar is located on the right with the text 'Click to search'. The main content area features a large blue-tinted image of a woman and children. Overlaid on this image is the text: 'Welcome to UIDAI', 'Mera Aadhaar, Meri Pehchaan', and 'Your one stop access to a range of Aadhaar services, resources & news.' A small 'Ask Aadhaar' chatbot icon is visible in the bottom right corner of the image area. At the very bottom, a footer contains links: 'Aadhaar Sevya Kendra | Download mAadhaar: Android | iOS | Tenders | Circulars, Notifications & OMs | Aadhaar Myth Busters'.

Click 'My Aadhaar'

Click 'Check Aadhaar Bank/Bank Linking Status'



The screenshot shows the UIDAI website interface. The browser address bar displays 'uidai.gov.in'. The page header includes the UIDAI logo and the text 'Unique Identification Authority of India, Government of India'. The main navigation menu is expanded, showing the following categories:

- Get Aadhaar**
 - Locate an Enrolment Center
 - Book an Appointment
 - Check Aadhaar Status
 - Download Aadhaar
 - Retrieve Lost or Forgotten EID/UID
 - Order Aadhaar PVC Card
 - Check Aadhaar PVC Card Status
- Update Your Aadhaar**
 - Update Aadhaar at Enrolment/Update Center
 - Check Aadhaar Update Status
 - Update Demographics Data Online
 - Request for Address Validation Letter
 - Check Online Demographics Update Status
 - Aadhaar Update History
- Aadhaar Services**
 - Verify an Aadhaar Number
 - Verify Email/Mobile Number
 - Retrieve Lost or Forgotten EID/UID
 - Virtual ID (VID) Generator
 - Aadhaar Paperless Offline e-kyc (Beta)
 - Check Aadhaar/Bank Linking Status** (highlighted)
 - Lock/Unlock Biometrics
 - Aadhaar Authentication History
 - Aadhaar Lock and Unlock Service
 - Aadhaar Services on SMS
- About Your Aadhaar**
 - What is Aadhaar
 - Features of Aadhaar
 - Usage of Aadhaar
 - Aadhaar Enrolment
 - Aadhaar Generation
 - Updating Data on Aadhaar
 - Security in UIDAI system
 - Aadhaar Myth Busters
- Aadhaar On Your Mobile**
 - mAadhaar for Android
 - mAadhaar App links for iOS
 - Downloads**
 - Aadhaar Enrolment/Update Form
 - List of Supporting Documents
 - Charges for Various UIDAI Services at Aadhaar Kendra (PEC)
 - Validity of downloaded Aadhaar (e-Aadhaar) as Proof of Identity
 - New eAadhaar
 - Handbooks

resident.uidai.gov.in/bank-mapper

Unique Identification Authority of India
Government of India

AADHAAR

My Aadhaar > Aadhaar Services > Check Aadhaar/Bank Linking Status


Check Aadhaar Bank Linking Status


Check your Aadhaar and Bank Account Linking Status in NPCI mapper.


Aadhaar Linking status is fetched from NPCI Server.
Under any circumstance, UIDAI shall not be responsible or liable for the correctness of the displayed status. Further, UIDAI is not storing any information fetched from NPCI server.

Enter your 12 digit Aadhaar number or 16 digit Virtual ID to begin.

Aadhaar Number Virtual ID

Aadhaar Number * 
12 Digit UID (1234/1234/1234)

Enter Security Code * 
Type the character you see in the picture.

8 r b R u 

Send OTP Or **Enter TOTP**

Frequently Asked Questions

- Use Aadhaar Freely
- E-Aadhaar
- mAadhaar FAQs
- Aadhaar Paperless Offline e-kyc

[View All](#)

The new mAadhaar app now available on Google Play **INSTALL NOW**

Uninstall any previous version and Install the new mAadhaar App

Ask Aadhaar

Step 1:
Enter Aadhaar No

Step 2: Enter Security Code

Step 4: Enter OTP received on your registered mobile number

Step 3: Click Send OTP



After entering OTP, you will receive SMS on your mobile number linked with Aadhaar Number



Unique Identification Authority of India
Government of India



My Aadhaar > Aadhaar Services >
Check Aadhaar/Bank Linking Status

Check Aadhaar Bank Linking Status



**Congratulation! Your Aadhaar -
Bank Mapping has been done.**

Aadhaar Number :
xxxxxxxx9675

Bank Linking Status :
Active

Bank Linking Date :
18-11-2020

Bank :
STATE BANK OF INDIA

Your Aadhaar No

Status Active or Inactive

Bank Name