

User Manual

To check the Security Deposit
Amount

and

Pay the Security Deposit
Amount Online through
AICTE's
WebPortal

All India Council for Technical Education

New Delhi-110070

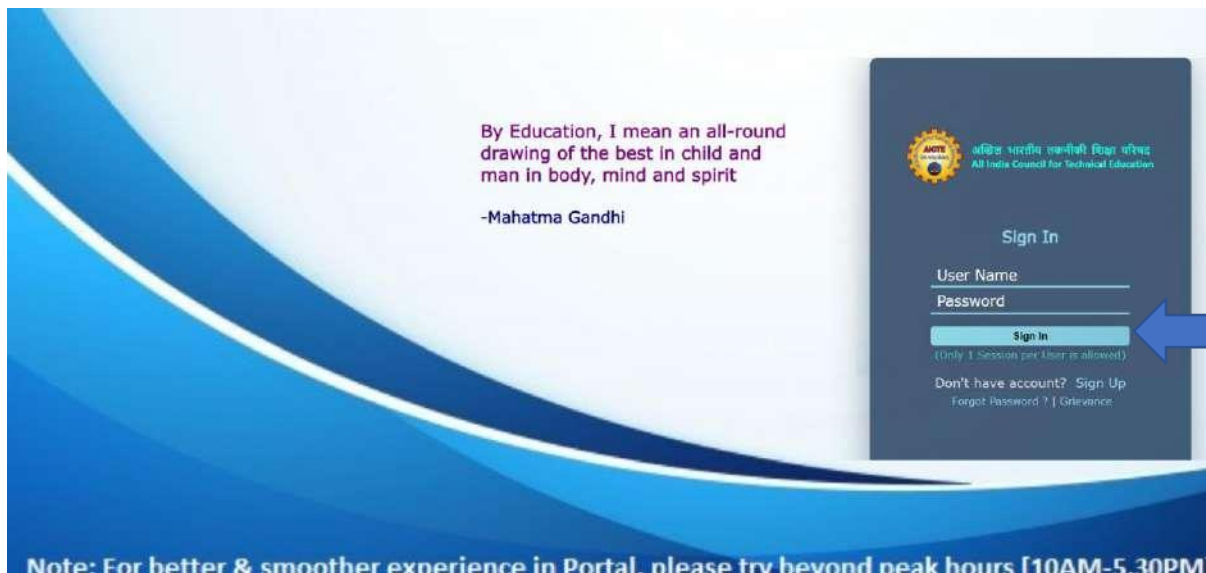
User Manual to check the Security Deposit Amount and Pay the Security Deposit Amount Online through AICTE's Web Portal.

Please follow the below mentioned steps:

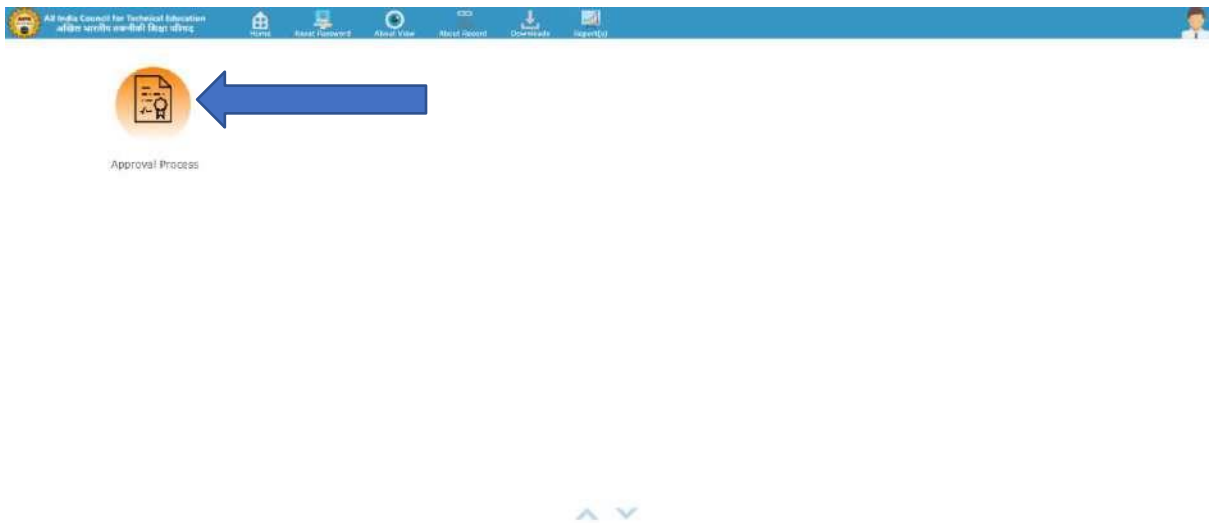
Step 1: Open the AICTE's website @ <https://aicte-india.org/> then click on the Web Portal Login button to open the AICTE's web portal as shown in the attached screenshot.



Step 2: Login page will open as shown in the below screenshot. Enter the correct login credentials (provided to the institutions) to open the portal.



Step 3: After successfully login, portal will open as shown in the below screenshot. Click on the Approval Process Icon.



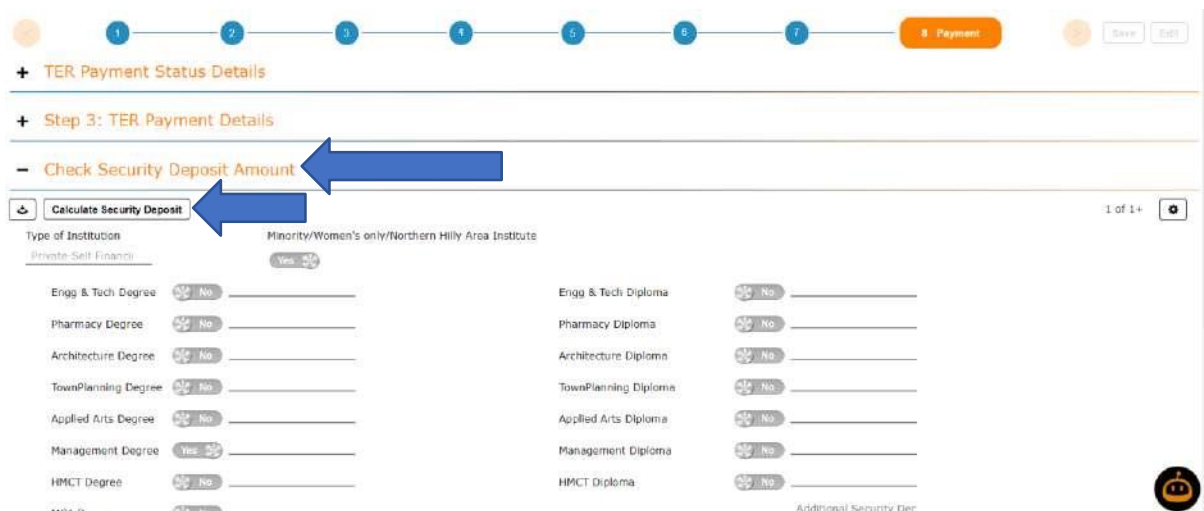
Step 4: Now click on the Apply/View Application icon as shown in the below screenshot.



Step 5: Now open the Payment screen by click on the Payment (Step 8) tab as shown in the attached screenshot. For Existing Institutions, it will be step 12th.



Step 6: You may calculate the security deposit amount by clicking on the Calculate Security Deposit button under Check Security Deposit Amount Section as shown in the attached screenshot.

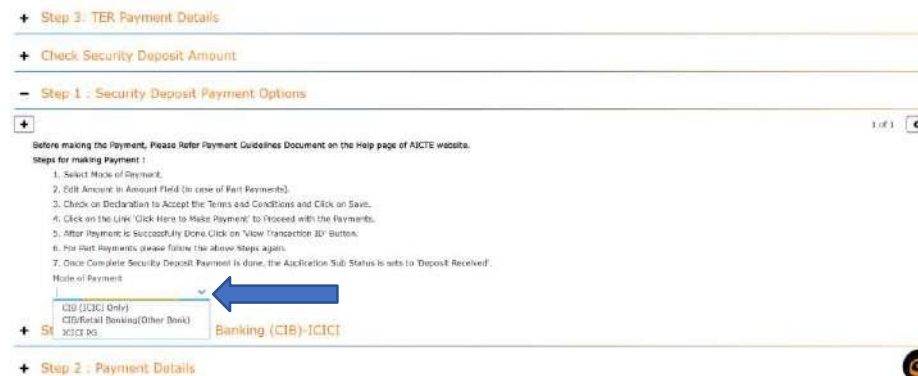


Note: Once user clicks on Calculate Security Deposit button, one need to refresh the browser for reflecting Security Deposit Payment option.

Step 7: To pay the security deposit amount online through payment gateway, institute need to create the payment record by clicking on the + button under Step 1: Security Deposit Payment Options section as shown in the below screenshot.




Step 8: Now select the payment option by clicking on the Mode of Payment dropdown as shown in the below screenshot.




Step 9: Now go through the step 2: Corporate Internet Banking (CIB)/ Retail Banking -All Banks section and click on the Click Here to Make Payment link. *In case you wish to make part payment, you can edit the Amount in amount field.*



Step 10: Payment Description page will open as shown below. Now click on the Proceed for Payment button for direct the portal to Payment Gateway.



Step 11: Payment Gateway page will be open as shown below. You can make payment through Net banking or Credit Card or Debit Card option.



Note: If the amount has been debited from your bank account. Payment may take 5 minutes to 72 working hours to reflect on the portal.