

USER MANUAL

**How to Apply for Whether your Institution has converted to
Deemed to be University?**














Approval Process 2021-22



**ALL INDIA COUNCIL FOR TECHNICAL EDUCATION,
NEW DELHI- 110070**

ICONS FOR BUTTONS

Please refer to the following table in case of any confusion with buttons.

Sr. No.	Icon	Meaning
1		Save Record
2		New Record
3		Delete Record
4		Search Record
5		Collapse
6		Expand
7		Notification by AICTE
8		Navigation to next record in list
9		Navigation to previous record in list
10		Navigation to next set of records in list
11		Navigation to first set of records in list
12		Navigate to last record
13		Navigate to first record

Q. Whether your Institution has converted to “Institution Deemed to be University”?

Note: Institutions converted to “Institution Deemed to be University” can answer “YES” to the question

STEP-01

- a) Go to “Questionnaire” Tab.
- b) Select "Yes" against "Do you wish to apply for 'Extension of Approval (EOA)'?"
- c) Select "Yes" against "Do you wish to apply for any change(s) as per the provisions of this year Approval Process Handbook?"
- d) Select “Yes” against the question "Whether your Institution has converted into Institution Deemed to be University?"

STEP-02

- a) Click on “Validate Questions” Button
 - b) After Successful Validation. Click on Save Button to move further
- Navigate through each tab by filling required information.

[Note: Portal will calculate the TER charges as per the APH 2021-22]
