

USER MANUAL

**How to Apply for PHARM.D. or/and PHARM.D. (POST
BACCALAUREATE) or/and M.PHARMA**














Approval Process 2021-22



**ALL INDIA COUNCIL FOR TECHNICAL EDUCATION,
NEW DELHI- 110070**

ICONS FOR BUTTONS

Please refer to the following table in case of any confusion with buttons.

Sr. No.	Icon	Meaning
1		Save Record
2		New Record
3		Delete Record
4		Search Record
5		Collapse
6		Expand
7		Notification by AICTE
8		Navigation to next record in list
9		Navigation to previous record in list
10		Navigation to next set of records in list
11		Navigation to first set of records in list
12		Navigate to last record
13		Navigate to first record

Q. Whether your institution have the approval from PCI for PHARM.D. or/and PHARM.D. (POST BACCALAUREATE) or/and M.PHARMA.

Note: Institute willing to get approval for PHARM.D. or/and PHARM.D. (POST BACCALAUREATE) having approval for the same from PCI can answer “YES” to the above question.

STEP-01

- a) Go to “Questionnaire” Tab.
- b) Select "Yes" against "Do you wish to apply for 'Extension of Approval (EOA)'?"
- c) Select "Yes" against "Do you wish to apply for any change(s) as per the provisions of this year Approval Process Handbook?"
- d) Select “Yes” against the question “Whether your institution have the approval from PCI for PHARM.D. or/and PHARM.D. (POST BACCALAUREATE)” or M.PHARM.
- e) Validate Question(s) Button to move to further steps

STEP-02

- a) Navigate to "Programmes & Courses" Tab
- b) Go to Course tab and click on+ button to add New course(s)
- c) A pop up window will appear, fill the details of new Pharm. D or/and M.Pharma course by selecting the Pharmacy program and PG level and save the record by clicking on save button in pop window.
- d) click on Validate the Course button
- c) click on “Save” button to proceed further

NOTE: KINDLY REFER APH 2021-22 for the detailed norms and procedure