

USER MANUAL

Do you wish to Apply for Extended EoA?














Approval Process 2021-22



ALL INDIA COUNCIL FOR TECHNICAL EDUCATION,
NEW DELHI- 110070

ICONS FOR BUTTONS

Please refer to the following table in case of any confusion with buttons.

S. No.	Icon	Meaning
1		Save Record
2		New Record
3		Delete Record
4		Search Record
5		Collapse
6		Expand
7		Notification by AICTE
8		Navigation to next record in list
9		Navigation to previous record in list
10		Navigation to next set of records in list
11		Navigation to first set of records in list
12		Navigate to last record
13		Navigate to first record


Q. Do you wish to Apply for Extended EoA?

Clarification: Institutions having continuous approval from AICTE without any Punitive action and having 50% of eligible courses are NBA Accredited can only apply for Extended EoA.

STEP-01

- a) Go to "Questionnaire" Tab.
- b) Select "Yes" against "Do you wish to apply for 'Extension of Approval (EOA)'?"
- c) Select "Yes" against "Do you wish to apply for any change(s) as per the provisions of this year Approval Process Handbook?"
- d) Select "Yes" against "Do you wish to Apply for Extended EoA?"
- e) Validate the Question(s) and move further.

STEP-02

- a) Under Course tab, at least 50% of the eligible courses should be NBA accredited (Enter the details of the Accredited courses).
- b) Click on the save[] button.

