

USER MANUAL

Is your Institution having Autonomous Status (Academic Autonomy) as conferred by the Affiliating University?













Approval Process 2021-22



ALL INDIA COUNCIL FOR TECHNICAL EDUCATION,
NEW DELHI- 110070

ICONS FOR BUTTONS

Please refer to the following table in case of any confusion with buttons.

S. No.	Icon	Meaning
1		Save Record
2		New Record
3		Delete Record
4		Search Record
5		Collapse
6		Expand
7		Notification by AICTE
8		Navigation to next record in list
9		Navigation to previous record in list
10		Navigation to next set of records in list
11		Navigation to first set of records in list
12		Navigate to last record
13		Navigate to first record

Q. Is your Institution having Autonomous Status (Academic Autonomy) as conferred by the Affiliating University?

Clarification: Institution to which autonomy is granted by UGC and is designated to be so by the Statutes of Affiliating University/ Board can opt this question as “Yes”.

STEP-01

- a) Go to “Questionnaire” Tab.
- b) Select "Yes" against "Do you wish to apply for 'Extension of Approval (EOA)'?"
- c) Select “Yes” against "Do you wish to apply for any change(s) as per the provisions of this year Approval Process Handbook?"

STEP-02

- a) Select “Yes” against the question "Is your Institution having Autonomous Status (Academic Autonomy) as conferred by the Affiliating University?"
- b) Enter the details under Expiry date, Issued Date, Autonomy Conferred by & order of Conferment.
- c) Click on “Validate Questions” button. After Successful validation click on Save button.

