

USER MANUAL














Is your Institution failed to admit students last year?
Approval Process 2021-22



ALL INDIA COUNCIL FOR TECHNICAL EDUCATION,
NEW DELHI- 110070

ICONS FOR BUTTONS

Please refer to the following table in case of any confusion with buttons.

Sr. No.	Icon	Meaning
1		Save Record
2		New Record
3		Delete Record
4		Search Record
5		Collapse
6		Expand
7		Notification by AICTE
8		Navigation to next record in list
9		Navigation to previous record in list
10		Navigation to next set of records in list
11		Navigation to first set of records in list
12		Navigate to last record
13		Navigate to first record

Q. Is your Institution Newly Approved last year(LoA) & failed to Admit Students?

Clarification: Institutions approved last year as New Institute i.e. Letter of Approval (LOA) issued, such institute can only answer this question as “Yes” if failed to admit students last year.

STEP-01

- a) Go to “Questionnaire” Tab.
- b) Select "Yes" against "Do you wish to apply for 'Extension of Approval (EOA)'?"
- c) Select “Yes” against “Do you wish to apply for any change(s) as per the provisions of this year Approval Process Handbook”?.
- c) Select “Yes” against “Is your Institution Newly Approved last year(LoA) & failed to Admit Students?” in case your institution not admitted students due to non-affiliation/ permission by affiliating body.
- d) Validate the Questionnaire and move to further steps.

Note: For such institutes as per APH 2021-22, Faculty requirement will not be calculated for the AY2020-21.