

USER MANUAL

How to Apply for Restoration of Intake?














Approval Process 2020-21



**ALL INDIA COUNCIL FOR TECHNICAL EDUCATION,
NEW DELHI- 110070**

ICONS FOR BUTTONS

Please refer following table in case of any confusion with buttons.

S. No.	Icon	Meaning
1		Save Record
2		New Record
3		Delete Record
4		Search Record
5		Collapse
6		Expand
7		Notification by AICTE
8		Navigation to next record in list
9		Navigation to previous record in list
10		Navigation to next set of records in list
11		Navigation to first set of records in list
12		Navigate to last record
13		Navigate to first record

Q. Do you wish to apply for Restoration of intake?

Clarification: Institutes having EoA in 2019-20 with some percentage reduction or some courses (not all) with ZERO (0) approved Intake can only answer this Question as Y/Yes, if interested for restoration of intake into original or N/No, if not willing for restoration. If not going for restoration, then institute can only go for EoA with same intake which is last year approved by AICTE, i.e. can't increase the intake or take New course but can close or reduce the intake further, as per Approval Process Handbook 2020-21.

No Admission issued Institutes need not have to answer this question Y as they are already considered for Restoration.

STEP-01

- a) Go to Questionnaire Tab.
- b) Select "Yes" against " Do you wish to apply for Restoration of intake ?"

STEP-02

- a) Click on Validate Questions Button
- b) After Successful Validation. Click on Save Button to move further.

STEP-03

- a) Continue till you reach at "Programmes & Courses" Tab
- b) Under the "Course Details" section, check for column name "Do you want to Restore course?", Select Y/Yes against the course which you are willing to restore.
- c) Enter the actual intake (the approved intake before reduction) under Column "Last AICTE Approved Intake"

Let us understand this with the following case:

Course name	Approved 2018-19 Intake	Approved 2019-20 Intake	Do you want to restore course	Last AICTE Approved Intake	Intake applied for 2020-21
Civil Engg	60	45	Y	60	60
Architecture	80	40	N	"Leave it blank if not willing to restore intake of this course"	40
Master's in business administration	120	90	Y	120	120
Pharmacy	60	60	Last year No Punitive action. So, leave it blank.	"Leave it blank"	60

In above example Civil Engg, Architecture, Master's in business administration were given some percentage reduction as a Punitive action. Institute has answered Y/Yes for Restoration against Civil Engg. & Master's in business Administration course and entered Last AICTE Approved Intake (i.e, the approved intake before your reduction). Accordingly entered Intake applied for 2020-21. But, institute is not willing to restore Architecture intake and continuing with reduced intake i.e. 40 only. So against this Institute has answered N/No and left the field blank under "Last AICTE Approved Intake".

d) After making all these changes, click on validate course button.

Note: Fees will be applicable as per the norms mentioned in the APH 2020-21.

Kindly, go through the following URL to watch the Video Tutorial in respect of "Do wish to apply for Restoration of Intake":

<https://youtu.be/vPOJbpLucy4>

