

USER MANUAL

How to Apply for Whether your Institution has converted to
Deemed to be University?

Approval Process
















ALL INDIA COUNCIL FOR TECHNICAL EDUCATION,
NEW DELHI- 110070

APPROVAL PROCESS

ICONS FOR BUTTONS

Please refer following table in case of any confusion with buttons.

S. No.	Icon	Meaning
1		Save Record
2		New Record
3		Delete Record
4		Search Record
5		Collapse
6		Expand
7		Notification by AICTE
8		Navigation to next record in list
9		Navigation to previous record in list
10		Navigation to next set of records in list
11		Navigation to first set of records in list
12		Navigate to last record
13		Navigate to first record

Q. Whether your Institution has converted to Deemed to be University?

Note: Whether your Institution has converted to Deemed to be University? (as per APH norms) Can apply for this change.

STEP-01

- a) Go to Questionnaire Tab.
- b) Select "Yes" against "Do you wish to apply for 'Extension of Approval (EOA)'?"
- c) Select "Yes" against "Do you wish to apply for any change(s) as per the provisions of this year Approval Process Handbook?"
- d) Then, select Yes against the question "Whether your Institution has converted to Deemed to be University?"

STEP-02

- a) Click on Validate Questions Button
- b) After Successful Validation. Click on Save Button to move further

Navigate through each tab by filling required information.

[Note: Portal will calculate the TER charges as per the APH]

If any technical issue/query/grievance, please raise your query through Centralized Support System by clicking on the link below:

<https://css.aicte-india.org/>