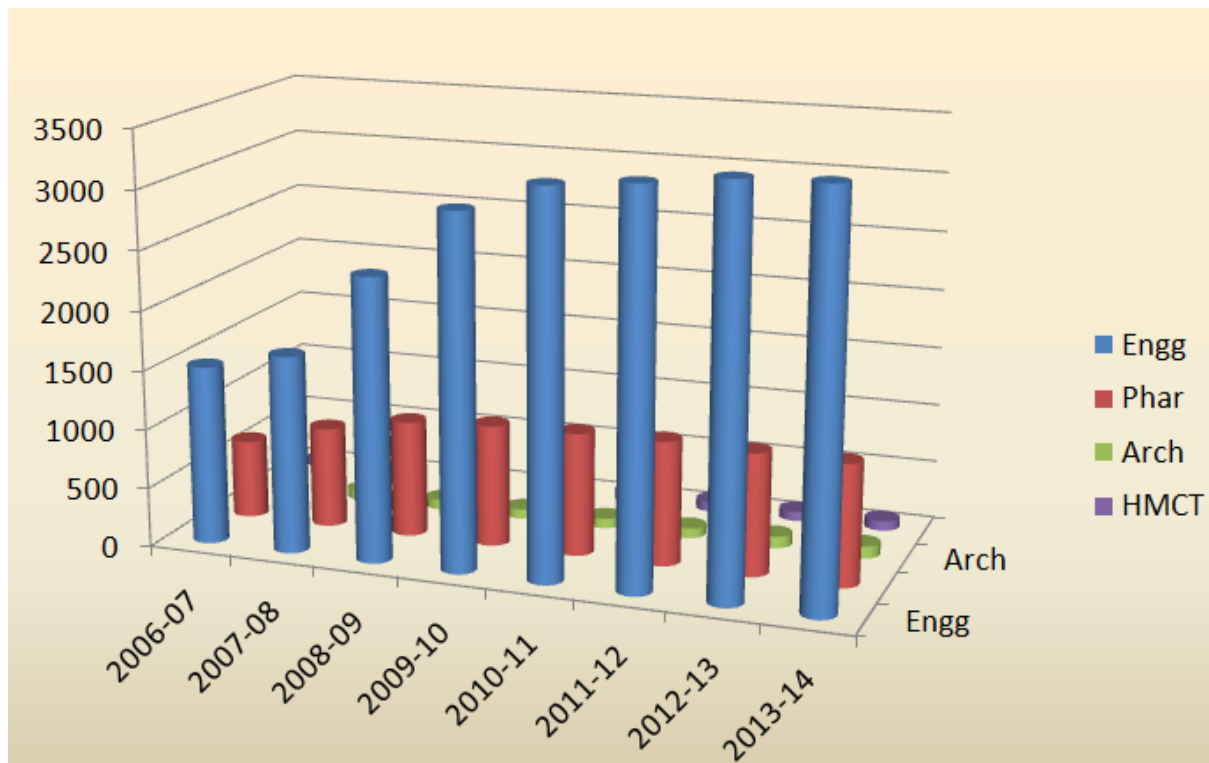


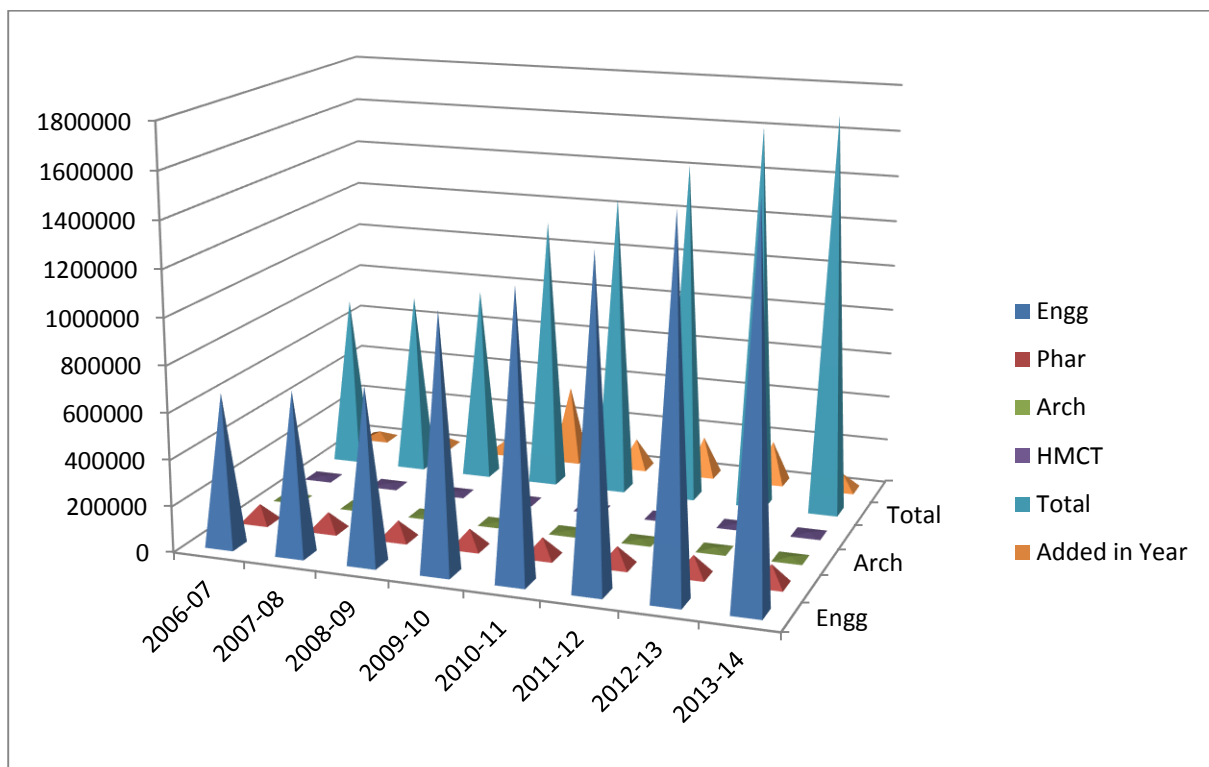
Growth of Technical Institutions in the Country (UNDER GRADUATE)

Year	Engg	Phar	Arch	HMCT	Total	Added in Year
2006-07	1511	665	82	64	2322	171
2007-08	1668	854	82	73	2677	355
2008-09	2388	985	82	81	3536	859
2009-10	2972	1029	82	81	4164	628
2010-11	3222	1041	84	83	4430	266
2011-12	3286	1053	84	83	4506	76
2012-13	3369	1036	100	80	4585	79
2013-14	3384	1029	105	81	4599	14



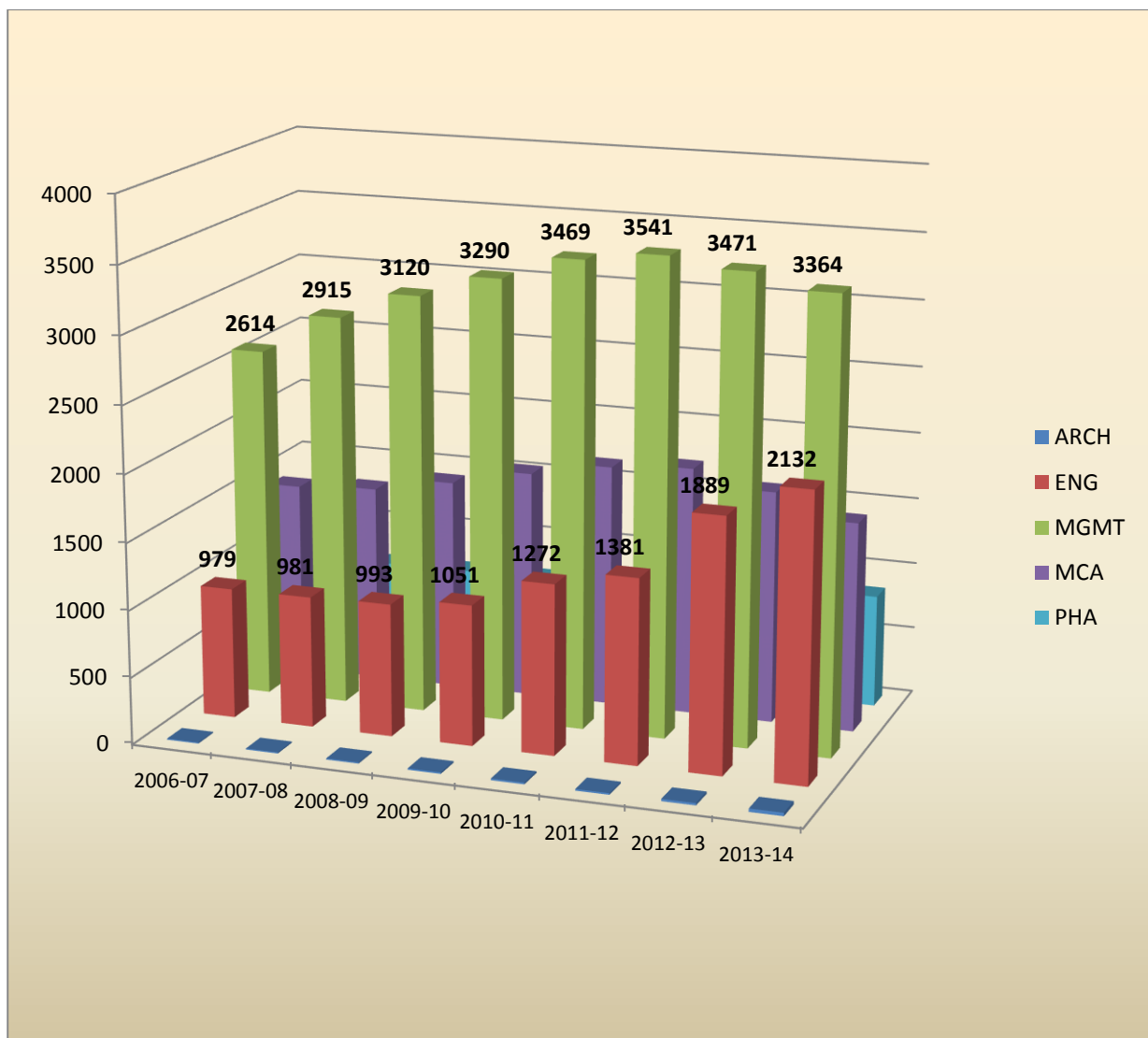
Growth of INTAKE of Technical Institutions in the Country (UNDER GRADUATE)

Year	Engg	Phar	Arch	HMCT	Total	Added in Year
2006-07	659717	76030	5085	5840	746672	30432
2007-08	701214	77582	5189	5959	789944	43272
2008-09	753910	78763	5268	6050	843991	54047
2009-10	1093380	80370	5375	6174	1185299	341308
2010-11	1219347	81594	5457	6268	1312666	127367
2011-12	1386083	83041	6894	6295	1482313	169647
2012-13	1565722	85461	8874	6355	1666412	184099
2013-14	1634596	86444	8614	6520	1736174	69762



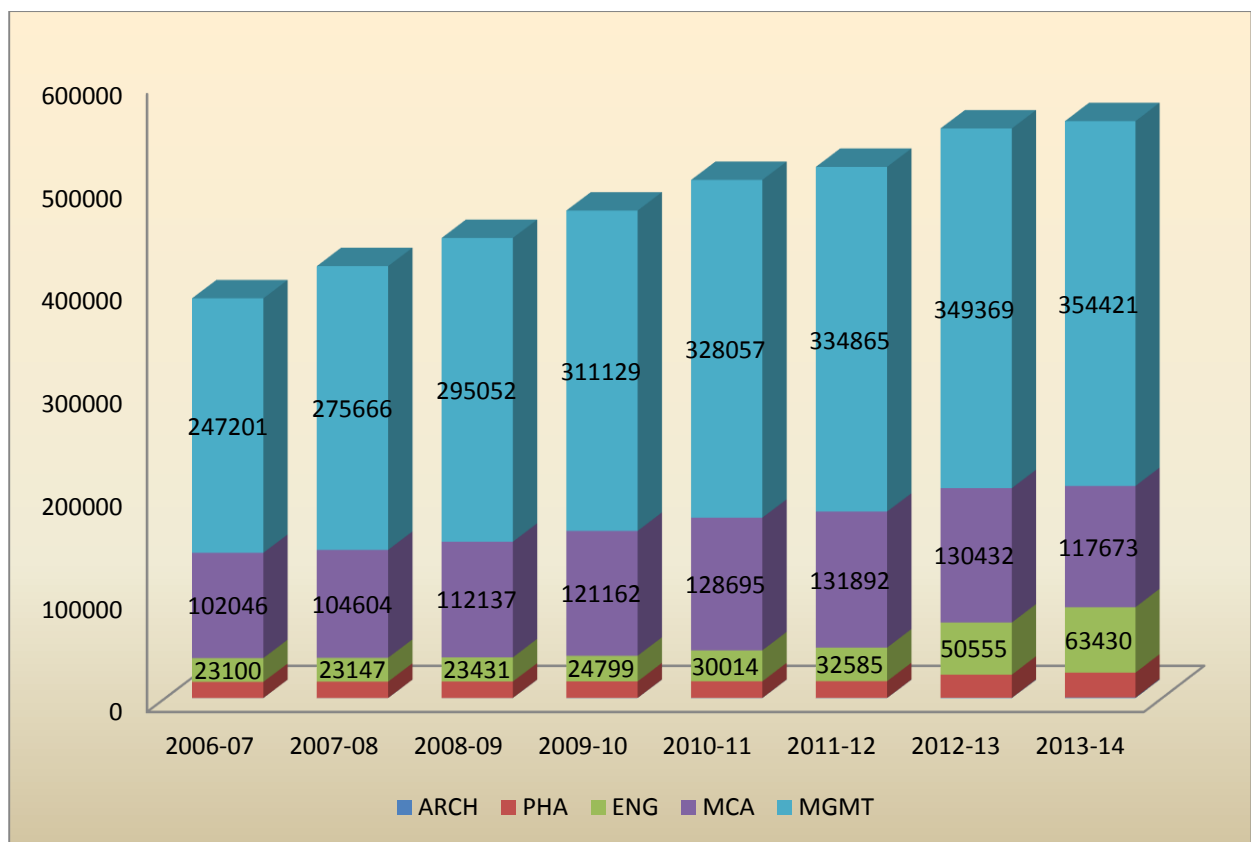
Growth of Technical Institutions in the Country (POST GRADUATE)

	MANAGEMENT	MCA	ENGINEERING AND TECHNOLOGY	PHARMACY	ARCHITECTURE AND TOWN PLANNING	TOTAL	Added in Year
2006-07	2614	1436	979	698	8	5735	271
2007-08	2915	1472	981	708	8	6084	349
2008-09	3120	1578	993	713	9	6413	329
2009-10	3290	1705	1051	718	11	6775	362
2010-11	3469	1811	1272	721	12	7285	510
2011-12	3541	1856	1381	726	12	7516	231
2012-13	3471	1738	1889	822	17	7937	421
2013-14	3364	1567	2132	841	25	7929	0



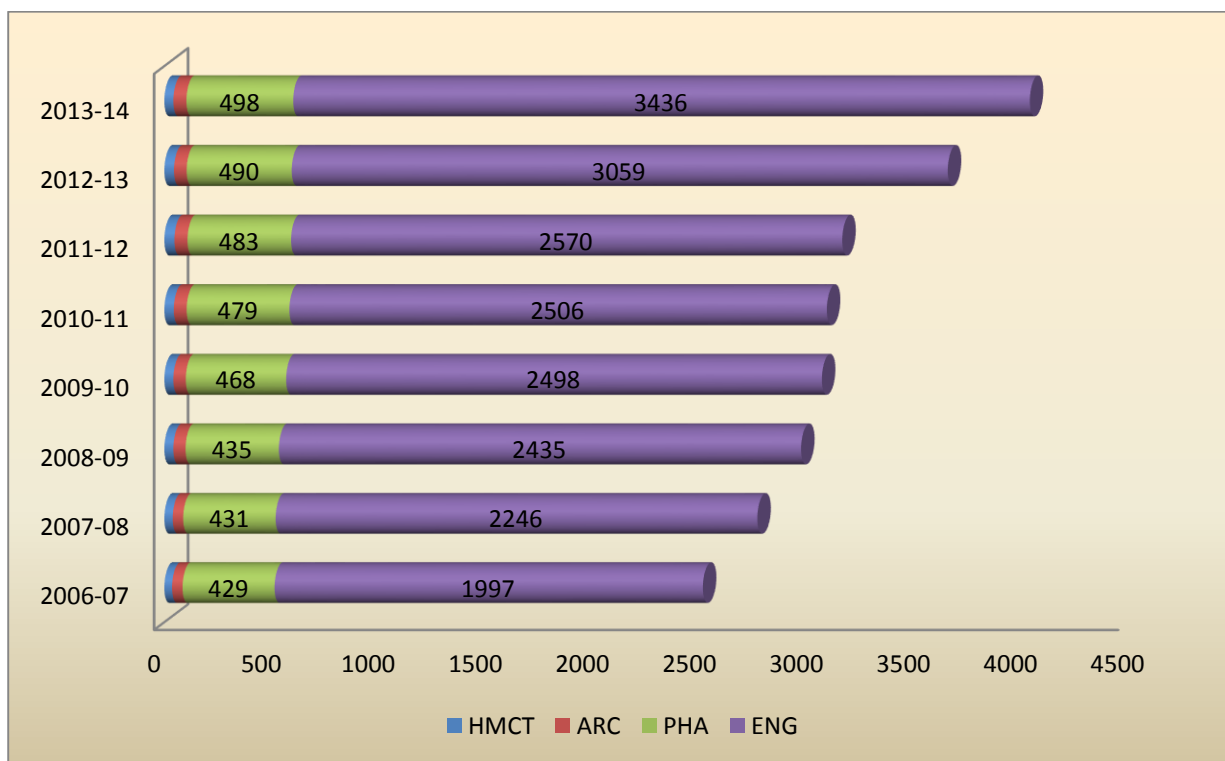
Growth of INTAKE of Technical Institutions in the Country (POST GRADUATE)

	MANAGEMENT	MCA	ENGINEERING AND TECHNOLOGY	PHARMACY	ARCHITECTURE AND TOWN PLANNING	TOTAL	Added in Year
2006-07	247201	102046	23100	15570	154	388071	26359
2007-08	275666	104604	23147	15793	154	419364	31293
2008-09	295052	112137	23431	15905	174	446699	27335
2009-10	311129	121162	24799	16016	212	473318	26619
2010-11	328057	128695	30014	16083	231	503080	29762
2011-12	334865	131892	32585	16194	231	515767	12687
2012-13	349369	130432	50555	22400	364	553120	37353
2013-14	354421	117673	63430	24096	606	560226	7106



Growth of Technical Institutions in the Country (DIPLOMA)

YEAR	ARCHITECTURE AND TOWN PLANNING	ENGINEERING AND TECHNOLOGY	HOTEL MANAGEMENT AND CATERING	PHARMACY	TOTAL	Added in Year
2006-07	49	1997	36	429	2511	192
2007-08	49	2246	39	431	2765	254
2008-09	57	2435	42	435	2969	204
2009-10	58	2498	42	468	3066	97
2010-11	60	2506	44	479	3089	23
2011-12	61	2570	47	483	3161	72
2012-13	59	3059	45	490	3653	492
2013-14	61	3436	42	498	4037	384



Growth of INTAKE of Technical Institutions in the Country (DIPLOMA)

	ARCHITECTURE	ENGINEERING AND TECHNOLOGY	HOTEL MANAGEMENT AND CATERING	PHARMACY	TOTAL	Added in Year
2006-07	2361	603318	2356	25948	633983	26192
2007-08	2361	662409	2552	26069	693391	59408
2008-09	2746	734491	2748	26311	766296	72905
2009-10	2794	771851	2748	28307	805700	39404
2010-11	2890	812786	2879	28973	847528	41828
2011-12	3128	908191	2865	28914	943098	95570
2012-13	3458	1030060	2925	31374	1067817	124719
2013-14	3308	1135179	2805	31576	1172868	105051

